

PRESSURE MANAGEMENT CONSIDERATIONS FOR THE WHEELCHAIR USER

**Fridays at the University:
Wound Care Day March 5, 2021**

Jennifer Birt, OT Reg(MB)

PRESENTER DISCLOSURE

**Jennifer Birt does not have any
relationships with commercial
interests to disclose**






Learning Objectives

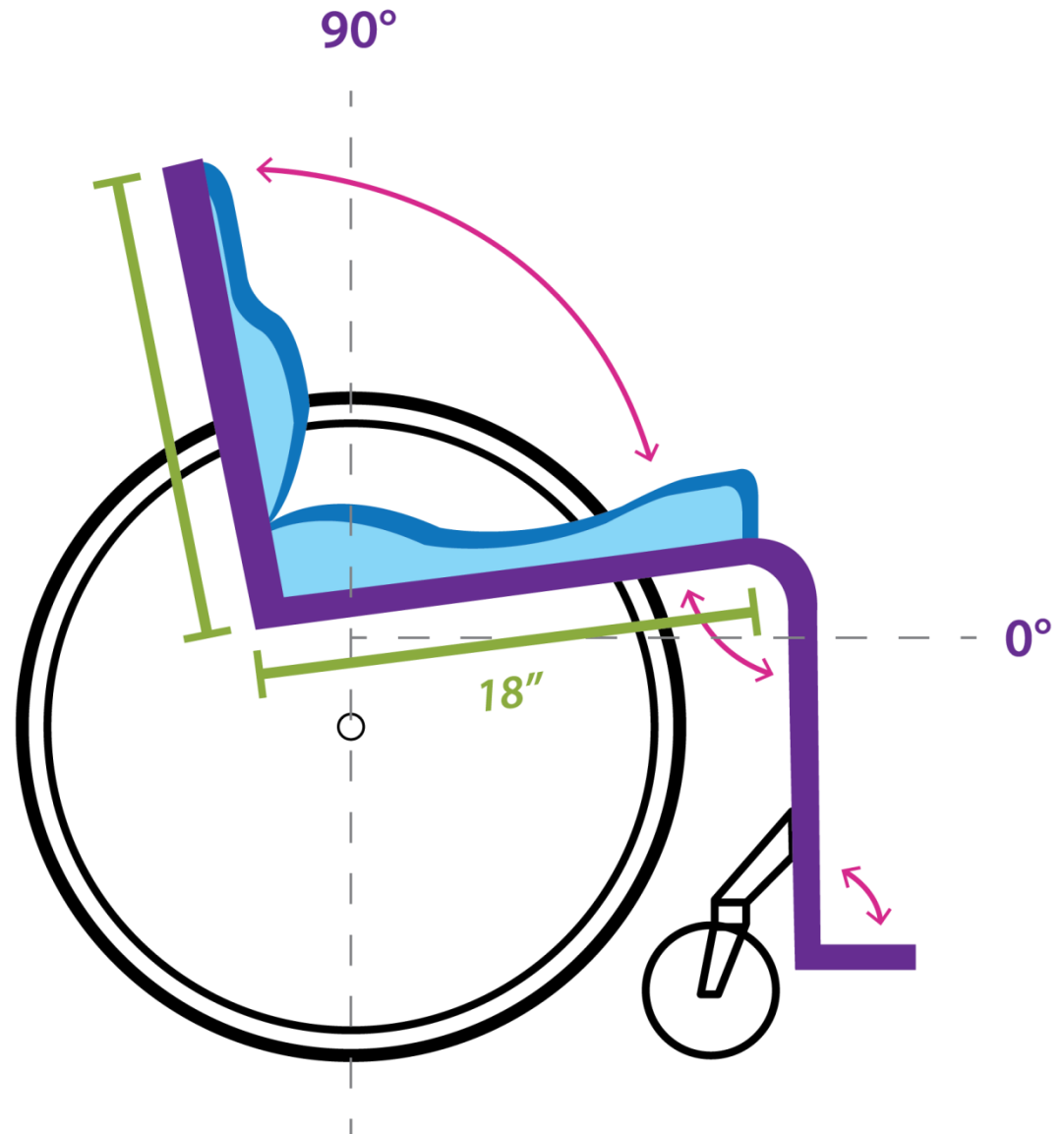
By the end of this session the attendee will be able to:

1. Define what the 24-hour pressure management approach means in the context of a full-time wheelchair user
2. Understand the importance of the seating hierarchy and how it informs wheelchair configuration and equipment selection
3. Identify 4 of the most common causes of pressure issues in full-time wheelchair users

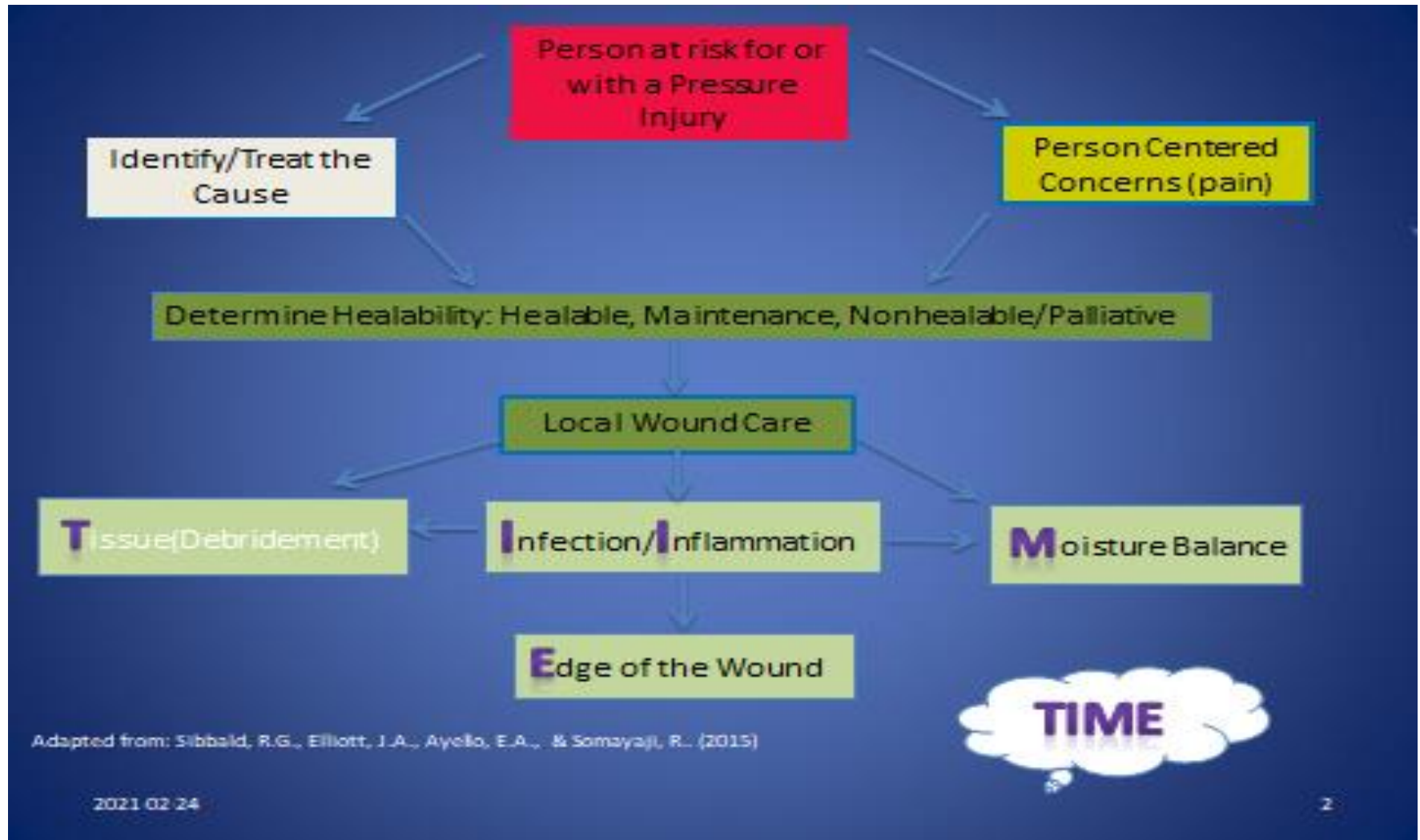
AOMSS

Interpretive guide for wheelchair setup

-  **A**ngles
-  **O**rientation
-  **M**aterials
-  **S**hapes
-  **S**izing



WRHA Wound Bed Preparation Paradigm



Treat the Cause

Intrinsic Variables

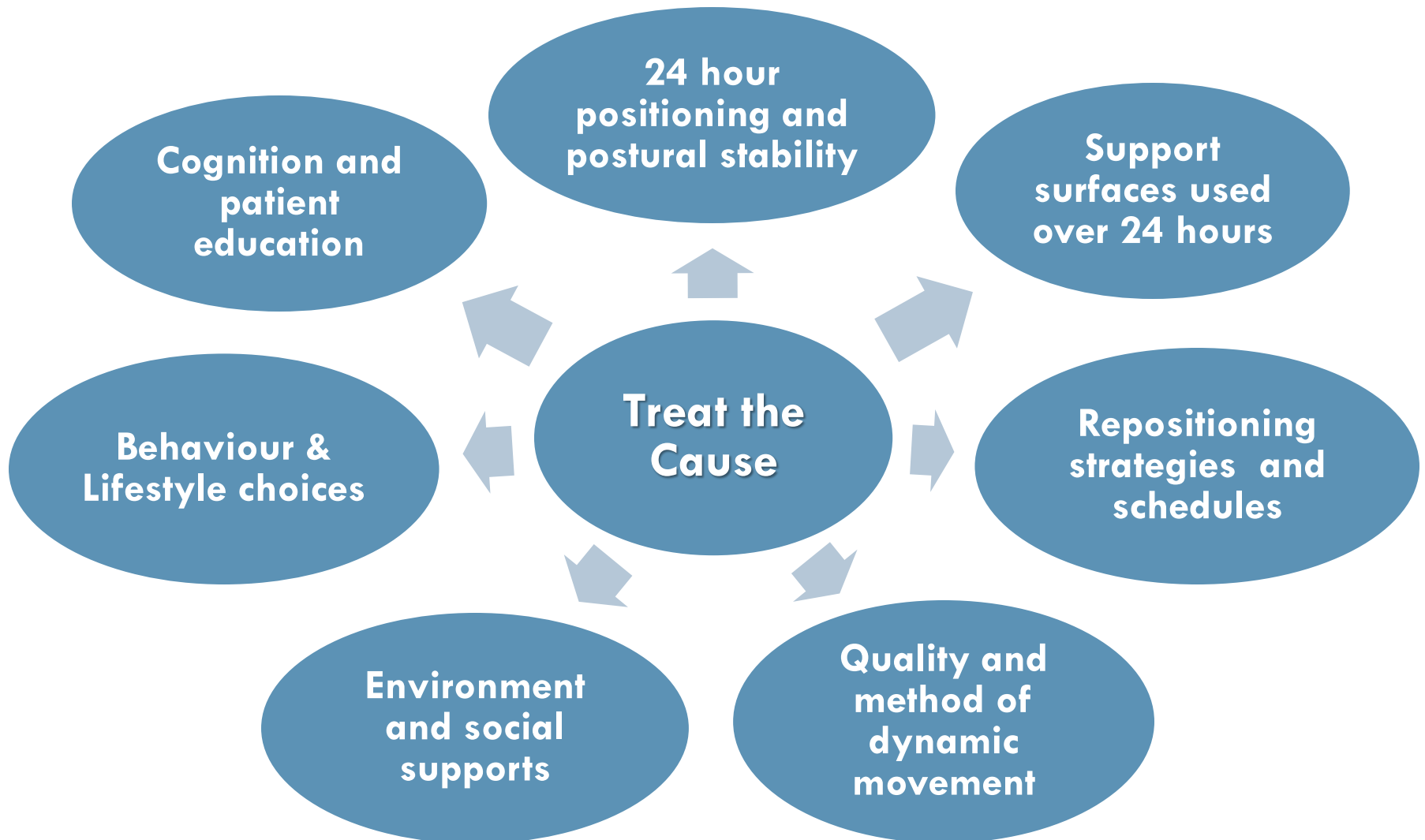
- ❑ Altered circulation
- ❑ Spasticity
- ❑ Atrophy
- ❑ Altered sensation
- ❑ Incontinence
- ❑ Temperature regulation

Extrinsic Variables

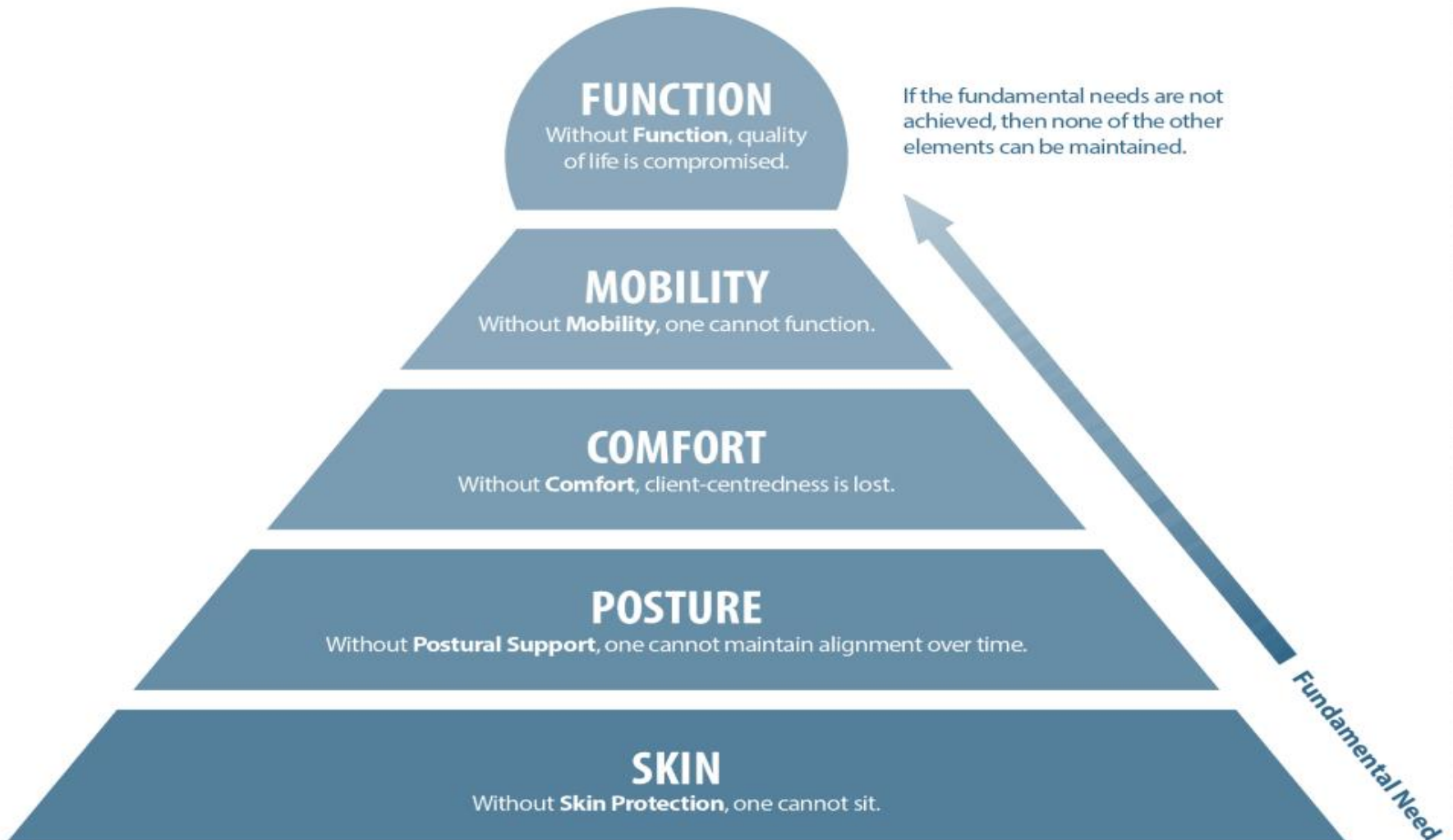
- ❑ Pressure (interface, tissue deformation)
- ❑ Shear and friction
- ❑ Heat and moisture
- ❑ Quality of movement (cumulative microtrauma)
- ❑ Behaviour and lifestyle choices
- ❑ Environment and social supports

Both intrinsic and extrinsic variables need to be addressed to optimize wound healability

24-Hour Functional Pressure Management Approach



The Seating Hierarchy



Conclusions

For successful seating outcomes:

- ❑ A wheelchair user's pressure management needs should be evaluated within the context of the 24 hour approach
- ❑ Skin and posture are inextricably linked and need to be prioritized together within the seating hierarchy; treat the cause
- ❑ Seating process takes time; involve us early and anywhere along continuum of care
- ❑ Selection and configuration of appropriate equipment to achieve seating hierarchy goals
- ❑ Patient education and buy-in for self-management behaviours within and outside of wheelchair
- ❑ Healability of the wound determined through team collaboration
- ❑ Regular re-evaluation

Arlledge, S., Armstrong, W., Babinec, M., Dicianno, B. E., Digiovine, C., Dyson-Hudson, T., Stogner, J. (2011). *RESNA wheelchair service provision guide*. Arlington, VA: Rehabilitation Engineering & Assistive Technology Society of North America (RESNA). doi: www.resna.org/dotAsset/22485.pdf

Armstrong, W., Borg, J., Krizack, M., Lindsley, A., Mines, K., Pearlman, J., Sheldon, S., In Borg J., Khasnabis C. (Eds.) (2008). *Guidelines on the provision of manual wheelchairs in less resourced settings*. Geneva, Switzerland: World Health Organization. doi: <http://www.who.int/disabilities/publications/technology/wheelchairguidelines/en/index.html>

Eggers, S. L., Myaskovsky, L., Burkitt, K. H., Tolerico, M., Switzer, G. E., fine, M. J., & Boniger, M. L. (2009). *A preliminary model of wheelchair service delivery*. Archives of Physical Medicine and Rehabilitation, 90(6), 1030-1038. doi: <http://dx.doi.org.proxy2.lib.umanitoba.ca/10.1016/j.apmr.2008.12.007>

Birt, Jennifer (2015). *The Clinical Application of a Seating Process Practice Model*. Canadian Association of Occupational Therapists Pre-Symposium Workshop.

Greer, N., Brasure, M., & Wilt, T. J. (2012). *Technical brief 9. Wheeled mobility (wheelchair) service delivery*. Rockville, MD: Agency for healthcare Research and Quality (AHRQ).

Hetzel, T. R. (May 2008). *Destructive postural tendencies: identification and treatment*. Pre-symposium workshop presented at the Canadian Seating & Mobility Conference in Toronto, Canada.

Houghton, P.E., Campbell, K. E., and CPG Panel (2013). *Canadian Best Practice Guidelines for the prevention and management of pressure ulcers in people with spinal cord injury. A resource handbook for clinicians* (PDF document). Retrieved from <http://onf.org>

Hsieh J, Benton B, Titus L, Gabison S, McIntyre A, Wolfe D, Teasell R. (2020). *Skin Integrity and Pressure Injuries Following Spinal Cord Injury*. In Eng JJ, Teasell RW, Miller WC, Wolfe DL, Townson AF, Hsieh JTC, Connolly SJ, Noonan VK, Loh E, McIntyre A, editors. Spinal Cord Injury Rehabilitation Evidence. Version 7.0. 1-123

Moir, S., Titus, L., Cox, D., Illman, T., and Tait, D. (2014, May). *A clinical collaboration of seating service providers: on the road to best practice*. Instructional session presented at the Canadian Seating & Mobility Conference in Toronto, Ontario.

Sonenblum, S. E., Ma, J., Sprigle, S. H., Hetzel, T. R., McKay Cathcart, J.. *Measuring the Impact of Cushion Design on Buttocks Tissue Deformation: an MRI Approach*. Journal of Tissue Viability 27 (2018) 162 – 172.

Waugh, K., & Bach, J. (2014, March). *Biomechanics and its application to seating*. Instructional session presented at the International Seating Symposium in Vancouver, British Columbia

Waugh, K., Crane, B., Johnson Taylor, S., Cwiertnia, S., Saftler Savage, F., Davis, K., Brown, L., Christie, S. (December 2013). *Glossary of wheelchair terms and definitions version 1.0* (PDF document). Retrieved from <http://pva.org>

Waugh, K., Crane, B., Johnson Taylor, S., Davis, K., Cwiertnia, S. (Aug 2013). *A clinical application guide to standardized wheelchair seating measures of the body and seating support surfaces, revised edition* (PDF document). Retrieved from <http://pva.org>

Winnipeg Regional Health Authority (November 2012). *Pressure Ulcer Prevention and Treatment: Clinical Practice Guideline*. Retrieved from <https://professionals.wrha.mb.ca/old/extranet/eipt/files/EIPT-013-004.pdf>.

Winnipeg Regional Health Authority (December 2016). *Evidence Informed Practice Tools: Wound Bed Preparation*. Retrieved from <https://professionals.wrha.mb.ca/old/extranet/eipt/files/EIPT-013-015.pdf>

THANK-YOU!

Jennifer Birt, OT Reg(MB)

Seating and Mobility Clinical Specialist

Health Sciences Centre, Occupational Therapy

(p) 204-787-4266

(email) jlbirt@hsc.mb.ca